


# NAMED STAFF REUSABLE VISOR

## INSTRUCTIONS FOR USE



### Visor Components



Item	Part No.	Part Name
1	P067-DWG-001	Headband
2	P067-DWG-002	Transparent Shield
3	P067-DWG-003	Adjustable Head Strap
4	P067-DWG-006	Foam Strip

For replacement parts, contact manufacturers by email and quote part number.

### Intended Use

This visor is intended to provide protection to the eyes of the user against splashes of liquid and should be used in conjunction with other PPE including gloves and aprons. The visor is not to be used in aerosol generating procedures.

### Before Use

Write name on item 1 (Headband) in permanent ink in position shown in Visor Components image. Ensure that white and blue protective film have been removed from both sides of item 2 (Transparent Shield). Follow assembly instructions overleaf.

### Cleaning the Visor for Reuse by Named Staff Member

The visor can be cleaned either assembled or disassembled. See overleaf for disassembly and assembly instructions. For cleaning instructions please refer to 'EYE PROTECTION' on <https://www.nhsggc.org.uk/your-health/health-issues/covid-19-coronavirus/for-nhsggc-staff/infection-prevention-and-control/>.

If the device is damaged, visibility affected by scratches or heavily visibly contaminated with blood or body fluid remove immediately and replace damaged components. The damaged/contaminated visor components should be discarded in accordance with clinical waste guidance.

### Storing the Visor for Reuse

Disassemble and store safely when not in use in a clear bag with name visible. Clean prior to storage.

### Warnings and Safety Considerations

Do not use visor if damaged in any way. If damaged, contact the manufacturer via email.

### Incident Reporting

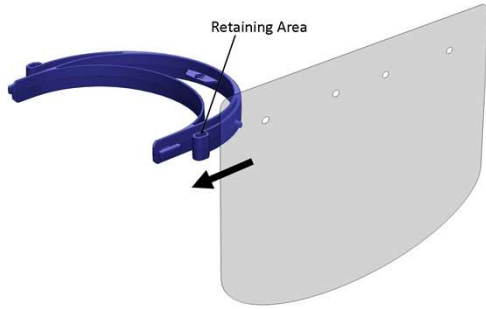
Any serious incident that has occurred in relation to this device should be logged in **Datix** and reported to the manufacturer. *See contact details below.*

### Manufacturer Contact Details

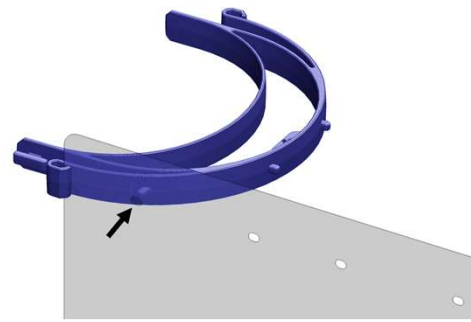
Medical Devices Unit  
NHS Greater Glasgow and Clyde  
West Glasgow Ambulatory Care Hospital  
Dalnair Street, Yorkhill  
Glasgow, G3 8SJ  
Email: [ggc.mdu@nhs.scot](mailto:ggc.mdu@nhs.scot)

## Assembly Instructions

Note: colours may vary




1. Slot the visor shield into the retaining area on the side of the headband.



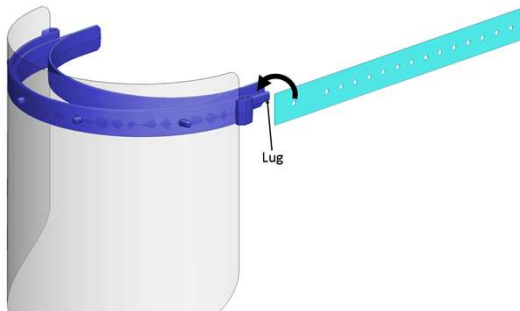
2. From the attached side, push the first hole in the transparent shield over the relevant peg on the headband.




3. Repeat this step for the second and third holes/pegs.



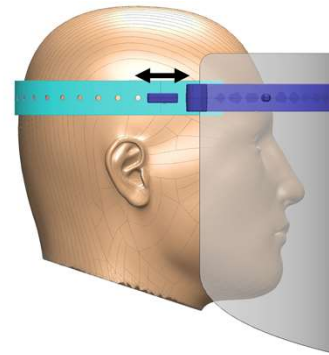
4. Position finger and thumb across third peg to hold shield in place. Gently bend the transparent shield to slot into the retaining area on the opposite side of the headband and locate the fourth peg into the relevant hole.



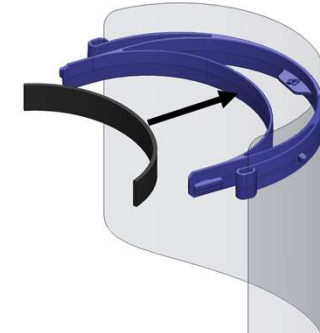
5. Attach the first hole on the adjustable head strap to the protruding lug on one side of the headband.



6. Attach the adjustable head strap to the opposite lug on the other side of the headband in a position that provides a secure and comfortable fit.



7. Fit the assembled visor to the head as shown in the picture.



8. If desired, remove adhesive backing and fix foam strip to areas of headband in contact with skin (forehead and side of head) for additional comfort.

## Disassembly Instructions

1. Remove visor from the head.
2. Whilst holding the headband at one side, gently push off the furthest peg on the other side to release transparent shield from headband.
3. Keep the adjustable head strap attached to the headband.

### FEEDBACK WELCOME!

Open the camera on your smart phone and hover over QR code, click the notification which appears which takes you straight to our feedback form. Does **not require** GG&C computer. Alternatively, go to [medicaldevicesunit.org/covid](https://medicaldevicesunit.org/covid) and click the link to our feedback form. Does **not require** GG&C computer.



# COVID-19 CLINICAL GUIDELINE

***Note: This guideline has been fast-tracked for approval for use within NHSGGC***

## Covid-19 Named Staff Reusable Visor Instructions

A guideline is intended to assist healthcare professionals in the choice of disease-specific treatments.

Clinical judgement should be exercised on the applicability of any guideline, influenced by individual patient characteristics. Clinicians should be mindful of the potential for harmful polypharmacy and increased susceptibility to adverse drug reactions in patients with multiple morbidities or frailty.

If, after discussion with the patient or carer, there are good reasons for not following a guideline, it is good practice to record these and communicate them to others involved in the care of the patient.

<b>Version Number:</b>	5
<b>Does this version include changes to clinical advice:</b>	No
<b>Date Approved:</b>	4 <sup>th</sup> January 2024
<b>Approval Group:</b>	NHSGGC Covid-19 Tactical Group (Acute)

### **Important Note:**

The Intranet version of this document is the only version that is maintained. Any printed copies should therefore be viewed as 'Uncontrolled' and as such, may not necessarily contain the latest updates and amendments.